

A white outline map of the state of Florida is positioned in the upper right corner of the cover, set against a yellow background that diagonally separates the top right from the rest of the page.

FLORIDA CENTER **FOR NURSING**

Released 1/30/2023, revised 1/31/2023

Nursing Education Report **January 2023**

Florida Nursing Education Report Academic Year 2021-2022

Florida Center for Nursing

Headquartered at the University of South Florida College of Nursing
12901 Bruce B. Downs Blvd., MDC 22
Tampa, FL 33612

Report Citation Information:

Florida Center for Nursing (2023). *Florida Nursing Education Report, Academic Year 2021-2022*.

This report was prepared by Rayna M. Letourneau, PhD, RN, Executive Director, Florida Center for Nursing (raynaletourneau@usf.edu).

If you require this report in an alternate format, please contact us at FLCenterforNursing@usf.edu.

Acknowledgements

The Florida Center for Nursing would like to thank the deans, directors, department chairs, and support staff of Florida's schools of nursing. This report would not be possible without their participation in our survey.

The Executive Director of the Florida Center for Nursing would also like to acknowledge the following individuals and organizations for their contributions:

University of South Florida College of Nursing

Ayesha Johnson, PhD
Statistician and Assistant Professor
University of South Florida College of Nursing

Abigail Carden, MPH, CPH
Data Engineer
Florida Center for Nursing

Department of Information Systems Technology
School of Modeling, Simulation & Training
University of Central Florida

Florida Department of Health, Division of Medical Quality Assurance
Bureau of Health Care Practitioner Regulation, Board of Nursing

National Forum of State Nursing Workforce Centers

Florida Center for Nursing Board of Directors

Table of Contents

List of Abbreviations	4
Introduction	5
Survey Methodology	5
Overview of the Nursing Education Programs in Florida AY 2021-2022	8
Student and Faculty Demographic Characteristics (Public Schools)	9
Student and Faculty Demographic Characteristics (Private Schools)	11
List of Florida’s Regions	13
East Region Nursing Education Program Summary AY 2021-2022	15
North Central Region Nursing Education Program Summary AY 2021-2022	16
Northeast Region Nursing Education Program Summary AY 2021-2022	17
Northwest Region Nursing Education Program Summary AY 2021-2022	18
South Region Nursing Education Program Summary AY 2021-2022	19
Southeast Region Nursing Education Program Summary AY 2021-2022	20
Southwest Region Nursing Education Program Summary AY 2021-2022	21
West Central Region Nursing Education Program Summary AY 2021-2022	22
Explanation of NCLEX Pass Rates	23
Florida’s NCLEX Pass Rates Calendar Years 2020, 2021, and 2022	24
Florida’s Quarterly NCLEX Pass Rates Calendar Years 2020, 2021, and 2022	26
Florida’s NCLEX Pass Rates: Regional Data Calendar Years 2020, 2021, and 2022	28
Florida’s NCLEX Pass Rates: Data by Institutional Characteristics Calendar Years 2020, 2021, and 2022	32
Florida’s NCLEX Pass Rates: Data by Program Licensure Status Calendar Years 2020, 2021, and 2022	35
Next Steps	38
Appendix A. ADN Programs that submitted responses to the FCN educational survey	39
Appendix B. BSN Programs that submitted responses to the FCN educational survey	41
Appendix C. PN Programs that submitted responses to the FCN educational survey	45

List of Abbreviations

Abbreviation	Definition
ADN	Associate Degree in Nursing
APRN	Advanced Practice Registered Nurse
AY	Academic Year
BSN	Bachelor of Science in Nursing
CIE	Commission for Independent Education
CNM	Certified Nurse Midwife
CNS	Clinical Nurse Specialist
CRNA	Certified Registered Nurse Anesthetist
DNP	Doctor of Nursing Practice
FCN	Florida Center for Nursing
ICUF	Independent Colleges and Universities of Florida
LPN	Licensed Practical Nurse
MSN	Master of Science in Nursing
NCLEX	National Council Licensure Examination
NCLEX-PN	National Council Licensure Examination for Practical Nurses
NCLEX-RN	National Council Licensure Examination for Registered Nurses
NCSBN	National Council of State Boards of Nursing
NP	Nurse Practitioner
PhD	Doctor of Philosophy
PN	Practical Nursing
RN	Registered Nurse

Introduction

Consistent with Florida statute (§464.019), the Florida Center for Nursing (FCN) evaluated data for approved and accredited nursing programs in the state of Florida for Academic Year (AY) 2021-2022.

This report provides information about Florida's nursing programs' capacity, enrollment, graduates, and demographic data that potentially contribute to the state's nursing workforce. Prelicensure nursing programs are the pipeline to the nursing workforce. Graduates prepared for success on the national licensure examination are critical so employers can fill vacant and new positions. A persistent inability for employers to fill vacant nursing positions may result in decreased access to quality and safe nursing care for the people of Florida.

Survey Methodology

Nursing education programs were identified from the Florida Department of Health Division of Medical Quality Assurance Search Services website (<https://mqa-internet.doh.state.fl.us/MQASearchServices/NursingPrograms>), which maintains an updated database of Practical Nursing (PN), Associate Degree in Nursing (ADN) and prelicensure Bachelor of Science in Nursing (BSN) programs by National Council Licensure Examination (NCLEX) code. The search service does not track post-licensure nursing programs that do not lead to a new license. Survey respondents with a prelicensure NCLEX code were able to provide information on affiliated post-licensure programs.

Prelicensure nursing programs include prelicensure programs offered by Florida state universities, colleges, public school districts, private institutions licensed by the Florida Commission for Independent Education (CIE), private institutions that are members of the Independent Colleges and Universities of Florida (ICUF), and religious institutions authorized by law to offer nursing programs.

Post-licensure RN programs advance the training of licensed RNs and include Registered Nurse to Bachelor of Science in Nursing (RN to BSN), Master of Science in Nursing (MSN), Doctor of Nursing Practice (DNP), Doctor of Philosophy (PhD) programs, and nursing certificates. Upon completion of some masters and doctorate programs, registered nurses transition to an Advanced Practice Registered Nurse (APRN) license. These roles include Nurse Practitioner (NP), Certified Nurse Midwife (CNM), Clinical Nurse Specialist (CNS), Psychiatric Mental Health Nurse Practitioner and Certified Registered Nurse Anesthetist (CRNA).

Sample

The FCN requested data from 489 nursing education programs with NCLEX codes via an online survey. Email invitations and reminders were sent to the last known contact identified on

surveys submitted in 2021. Additional outreach efforts were made via phone and email when addresses or contact information were deemed invalid. Surveys were accessible between November 2, 2022 through December 9, 2022. Programs were asked to report data about the 2021-2022 academic year (AY). The AY 2021-2022 is defined as the Fall (August/September) 2021 term through the Summer (July/August) 2022 term. Surveys could be saved then completed and submitted later.

Measures

Capacity. Capacity is measured in terms of quantities that the nursing programs can produce. The following definitions were used to determine capacity of nursing programs:

- Number of vacant student seats: the maximum possible number of new students that could enroll in a program in a single academic year (includes first-time enrollees and re-admits).
- Number of applications received: the number of students that submitted applications for admission for AY 2021-2022.
- Number of qualified applicants: the total number of program applicants who met the minimum admission standards.
- Number of students admitted: the number of qualified applicants that were accepted into the program. This includes newly admitted students and re-admits (i.e., students previously in the nursing program who dropped out and had to reapply for admission).
- Number of admitted students who enrolled: Enrolled students include those that registered for course work and paid fees.

Student Retention. Retention rates consider the proportion of a cohort of newly enrolled students that have graduated or are still enrolled one year later, compared to those that leave without completing their degree program. Survey participants were asked to report on the status of a cohort of students in a generic traditional program one year after their first enrollment in either Fall 2020, Spring 2021, or Summer 2021.

Budgeted, Filled, and Vacant Faculty Positions. In this section, respondents reported the number of budgeted faculty positions and vacancies, the composition of the program's faculty, and current and future need for additional faculty positions. Full-time faculty were defined as instructional, administrative, or research staff of the nursing academic unit who are employed full-time as defined by the institution, hold academic rank, carry the full scope of faculty responsibility (e.g., teaching, advisement, committee work), and receive rights and privileges associated with full-time employment. These faculty members may be tenured, tenure-track, or non-tenure track. Part-time faculty were defined as instructional, administrative, or research staff of the nursing academic unit who are employed part-time as defined by the institution, may or may not hold academic rank, carry responsibility for a specific area (e.g., teaching a single course), and may carry any number of titles (e.g., adjunct, clinical instructor).

Institution Characteristics. Respondents reported the category that best describes their institution: public non-profit school, private non-profit school, or proprietary (private, for-profit) school.

Demographic Characteristics of Faculty and Students. Respondents reported number of faculty and students by race/ethnicity. Race and ethnicity categories included American Indian/Alaska Native, Asian, Black non-Hispanic, Hispanic/Latino, Native Hawaiian/Other Pacific Islander, White non-Hispanic, Other, and Unknown.

Overview of the Nursing Education Programs in Florida (AY 2021-2022)

The response rate was 61.6% (n=301) and included 119 PN programs and 182 RN programs. Additionally, survey respondents reported data related to post-licensure programs, including RN to BSN (n=38) and graduate pathways/concentrations (n=79). The following table demonstrates statewide data collected from all survey respondents.

	Pre-licensure			Post-Licensure		Total
	PN	ADN	BSN	RN to BSN	Grad	
<u>PROGRAMS</u>						
# of Education programs	119	123	59		26	327
# of pathways/concentrations	86	138	75	38	79	416
<u>FACULTY</u>						
# of Full-time faculty separated	109	151	145			405
# of Full-time faculty new hires	118	190	163			471
# of Part-time faculty new hires	294	582	612			1,488
# of faculty retired	10	22	22			54
# FT faculty needed	76	127	133			336
# FT faculty vacant	68	114	191			373
# FT positions filled	304	784	864			1,952
# PT faculty vacant	77	153	65			295
# PT positions filled	334	1044	1,442			2,820
<u>STUDENTS</u>						
Qualified Applicants	5,066	17,968	11,670	5,797	4,722	45,223
Accepted Applicants	4,024	14,065	7,293	4,867	3,576	33,825
New enrollees	3,257	11,497	5,233	3,506	2,515	26,008
Total Student Enrollment	4,213	17,144	10,143	7,805	6,065	45,370
# of Graduates	2,008	6,966	4,001	3,462	1,965	18,402
Acceptance Rate	79%	78%	62%	84%	76%	75%
<u>RETENTION</u>						
# of students newly enrolled	1,785	6,131	2,434			10,350
# of students still enrolled	229	2,134	1,112			3,475
# of students graduated	1,048	2,657	961			4,666
# of students left w/o graduating	508	1,340	361			2,209
Retention (%)	71.5%	78.1%	85.2%			78.7%

Note: Program counts represent number of schools offering one or more curriculum for each education level. Total number of graduate programs unavailable as there is no available comprehensive list of nursing graduate programs in the state. Counts of students and faculty reflect survey respondents only and may not represent 100% of active programs during AY 2021-2022.

Student and Faculty Demographic Characteristics

The National Academy of Medicine’s *Future of Nursing 2020-2030: Charting a Path to Achieve Health Equity* report recommends ensuring a nursing workforce that reflects the people and communities for whom they care. The demographic characteristics of students and faculty of Florida’s public and private nursing programs are compared to the communities that are served in the tables below.

PUBLIC SCHOOLS					
DEMOGRAPHIC	BREAKDOWN	ADN PROGRAM POPULATION	BSN PROGRAM POPULATION	PN PROGRAM POPULATION	TOTAL FL POPULATION
STUDENTS	WHITE/CAUCASIAN, NON-HISPANIC	44.46%	43.46%	34.50%	52.70%
	BLACK/AFRICAN AMERICAN, NON-HISPANIC	18.05%	15.63%	33.28%	17.00%
	HISPANIC/LATINO	24.94%	24.10%	13.27%	26.80%
	ASIAN	4.52%	5.95%	1.80%	3.00%
	AMERICAN INDIAN/ALASKAN NATIVE	0.70%	0.20%	0.12%	0.50%
	NATIVE HAWAIIAN/PACIFIC ISLANDER	0.36%	0.50%	0.69%	0.10%
	TWO OR MORE RACES	2.95%	3.29%	2.65%	2.40%
	OTHER	0.42%	1.18%	0.37%	
	MISSING/UNKNOWN	3.59%	5.68%	12.94%	
	FT FACULTY	WHITE/CAUCASIAN, NON-HISPANIC	58.82%	67.32%	63.84%
BLACK/AFRICAN AMERICAN, NON-HISPANIC		22.69%	16.34%	19.77%	17.00%
HISPANIC/LATINO		9.24%	8.54%	7.34%	26.80%
ASIAN		3.99%	6.10%	1.69%	3.00%

	AMERICAN INDIAN/ALASKAN NATIVE	0.21%	0.49%	1.13%	0.50%
	NATIVE HAWAIIAN/PACIFIC ISLANDER	0.42%	0.00%	0.00%	0.10%
	TWO OR MORE RACES	1.05%	0.73%	0.00%	2.40%
	OTHER	0.00%	0.49%	1.69%	
	MISSING/UNKNOWN	1.26%	0.00%	4.52%	
PT FACULTY	WHITE/CAUCASIAN, NON-HISPANIC	51.34%	55.63%	70.87%	52.70%
	BLACK/AFRICAN AMERICAN, NON-HISPANIC	27.35%	18.54%	18.90%	17.00%
	HISPANIC/LATINO	11.39%	13.85%	1.57%	26.80%
	ASIAN	4.16%	6.10%	1.57%	3.00%
	AMERICAN INDIAN/ALASKAN NATIVE	0.00%	0.23%	0.00%	0.50%
	NATIVE HAWAIIAN/PACIFIC ISLANDER	0.40%	0.47%	0.79%	0.10%
	TWO OR MORE RACES	0.54%	0.70%	0.00%	2.40%
	OTHER	0.40%	0.94%	2.36%	
	MISSING/UNKNOWN	4.42%	3.52%	3.94%	
FT FACULTY EDUCATION	FT FACULTY ≥ BACHELOR'S DEGREE	100.00%	100.00%	86.44%	31.50%
PT FACULTY EDUCATION	PT ≥ BACHELOR'S DEGREE	99.87%	99.76%	84.25%	31.50%
STUDENT GENDER	FEMALE %	76.10%	77.33%	72.87%	50.80%
FT FACULTY GENDER	FEMALE %	60.08%	82.93%	90.96%	50.80%
PT FACULTY GENDER	FEMALE %	88.81%	76.12%	92.19%	50.80%

PRIVATE SCHOOLS

DEMOGRAPHIC	BREAKDOWN	ADN PROGRAM POPULATION	BSN PROGRAM POPULATION	PN PROGRAM POPULATION	TOTAL FL POPULATION
STUDENTS	WHITE/CAUCASIAN, NON-HISPANIC	27.67%	25.47%	15.66%	52.70%
	BLACK/AFRICAN AMERICAN, NON-HISPANIC	32.79%	23.30%	55.90%	17.00%
	HISPANIC/LATINO	16.45%	32.45%	9.56%	26.80%
	ASIAN	4.81%	3.92%	1.19%	3.00%
	AMERICAN INDIAN/ALASKAN NATIVE	0.29%	0.42%	0.18%	0.50%
	NATIVE HAWAIIAN/PACIFIC ISLANDER	0.44%	0.23%	0.14%	0.10%
	TWO OR MORE RACES	2.71%	4.60%	2.66%	2.40%
	OTHER	3.49%	1.24%	0.77%	
	MISSING/UNKNOWN	11.35%	8.38%	13.17%	
	FT FACULTY	WHITE/CAUCASIAN, NON-HISPANIC	51.83%	51.19%	47.88%
BLACK/AFRICAN AMERICAN, NON-HISPANIC		18.50%	18.79%	27.54%	17.00%
HISPANIC/LATINO		17.28%	19.44%	16.95%	26.80%
ASIAN		4.27%	4.32%	2.97%	3.00%
AMERICAN INDIAN/ALASKAN NATIVE		0.00%	0.00%	0.00%	0.50%
NATIVE HAWAIIAN/PACIFIC ISLANDER		0.20%	0.00%	0.42%	0.10%
TWO OR MORE RACES		1.63%	1.94%	2.12%	2.40%
OTHER		0.81%	0.86%	1.27%	

	MISSING/UNKNOWN	5.49%	3.46%	0.85%	
PT FACULTY	WHITE/CAUCASIAN, NON-HISPANIC	41.38%	38.75%	42.41%	52.70%
	BLACK/AFRICAN AMERICAN, NON- HISPANIC	28.28%	21.58%	39.66%	17.00%
	HISPANIC/LATINO	16.35%	25.68%	8.28%	26.80%
	ASIAN	3.98%	5.02%	3.79%	3.00%
	AMERICAN INDIAN/ALASKAN NATIVE	0.29%	0.15%	0.00%	0.50%
	NATIVE HAWAIIAN/ PACIFIC ISLANDER	0.15%	0.30%	0.00%	0.10%
	TWO OR MORE RACES	2.80%	1.67%	1.72%	2.40%
	OTHER	1.62%	0.61%	2.76%	
	MISSING/UNKNOWN	5.15%	6.23%	1.38%	
FT FACULTY EDUCATION	FT FACULTY ≥ BACHELOR'S DEGREE	99.39%	99.57%	97.88%	31.50%
PT FACULTY EDUCATION	PT ≥ BACHELOR'S DEGREE	99.09%	99.69%	92.63%	31.50%
STUDENT GENDER	FEMALE %	81.70%	79.82%	85.60%	50.80%
FT FACULTY GENDER	FEMALE %	33.20%	86.74%	84.75%	50.80%
PT FACULTY GENDER	FEMALE %	82.95%	81.69%	81.75%	50.80%

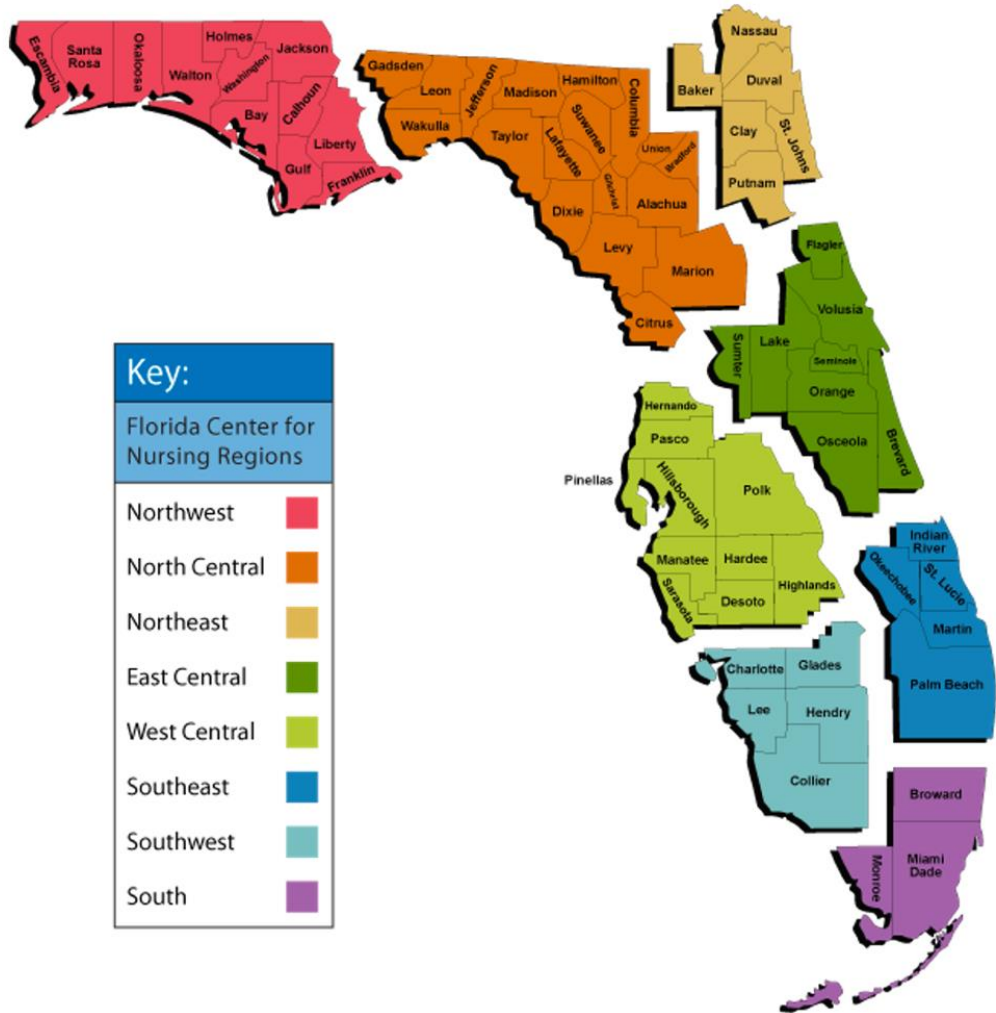
In addition to statewide findings, the FCN deems it critical to evaluate NURSING EDUCATION PROGRAM data at the regional level.

The FCN divides the state into 8 geographic regions:

- **East Central Region-** Brevard, Flagler, Lake, Orange, Osceola, Seminole, Sumter, and Volusia counties.
- **North Central Region-** Alachua, Bradford, Citrus, Columbia, Dixie, Gadsden, Gilchrist, Hamilton, Jefferson, Lafayette, Leon, Levy, Madison, Marion, Suwanee, Taylor, Union, and Wakulla counties.
- **Northeast Region-** Baker, Clay, Duval, Nassau, Putnam, and St. Johns counties.
- **Northwest Region-** Bay, Calhoun, Escambia, Franklin, Gulf, Holmes, Jackson, Liberty, Okaloosa, Santa Rosa, Walton, and Washington counties.
- **South Region-** Broward, Miami-Dade, and Monroe counties.
- **Southeast Region-** Indian River, Martin, Okeechobee, Palm Beach, and St. Lucie counties.
- **Southwest Region-** Charlotte, Collier, Glades, Hendry, and Lee counties.
- **West Central Region-** Desoto, Hardee, Hernando, Highlands, Hillsborough, Manatee, Pasco, Pinellas, Polk, and Sarasota counties.

Regional map of Florida.

The following map demonstrates the 8 geographical regions of Florida.



East Central Region Nursing Education Program Summary AY 2021-2022

The East Central region covers Brevard, Flagler, Lake, Orange, Osceola, Seminole, Sumter, and Volusia counties.

	Pre-licensure			Post-Licensure		Total
	PN	ADN	BSN	RN to BSN	Grad	
<u>PROGRAMS</u>						
# of Education programs	15	16	6		2	39
# of pathways/concentrations	13	20	8	5	6	52
<u>FACULTY</u>						
# of Full-time faculty separated	14	20	14			48
# of Full-time faculty new hires	19	26	17			62
# of Part-time faculty new hires	57	72	82			211
# of faculty retired	2	3	3			8
# FT faculty needed	10	20	14			44
# FT faculty vacant	12	19	8			39
# FT positions filled	43	145	86			274
# PT faculty vacant	14	14	6			34
# PT positions filled	80	239	182			501
<u>STUDENTS</u>						
Qualified Applicants	636	2,557	1,308	1,442	253	6,196
Accepted Applicants	559	1,888	812	1,072	253	4,584
New enrollees	410	1,579	607	840	161	3,597
Total Student Enrollment	663	2,536	1,053	1,709	436	6,397
# of Graduates	277	1,147	471	803	192	2,890
Acceptance Rate	88%	74%	62%	74%	100%	74%
<u>RETENTION</u>						
# of students newly enrolled	189	496	247			932
# of students still enrolled	13	192	12			217
# of students graduated	134	190	205			529
# of students left w/o graduating	42	114	30			186
Retention (%)	77.8%	77.0%	87.9%			80.0%

Note: Program counts represent number of schools offering one or more curriculum for each education level. Total number of graduate programs unavailable as there is no available comprehensive list of nursing graduate programs in the state. Counts of students and faculty reflect survey respondents only and may not represent 100% of active programs during AY 2021-2022.

North Central Region Nursing Education Program Summary AY 2021-2022

The North Central region covers Alachua, Bradford, Citrus, Columbia, Dixie, Gadsden, Gilchrist, Hamilton, Jefferson, Lafayette, Leon, Levy, Madison, Marion, Suwanee, Taylor, Union, and Wakulla counties.

	Pre-licensure			Post-Licensure		Total
	PN	ADN	BSN	RN to BSN	Grad	
<u>PROGRAMS</u>						
# of Education programs	12	8	5		2	27
# of pathways/concentrations	11	14	7	5	4	41
<u>FACULTY</u>						
# of Full-time faculty separated	7	15	17			39
# of Full-time faculty new hires	11	16	22			49
# of Part-time faculty new hires	49	76	47			172
# of faculty retired	0	2	2			4
# FT faculty needed	9	10	7			26
# FT faculty vacant	11	10	34			55
# FT positions filled	40	97	109			246
# PT faculty vacant	12	18	6			36
# PT positions filled	35	128	123			286
<u>STUDENTS</u>						
Qualified Applicants	600	2,675	914	226	260	4,675
Accepted Applicants	511	2,178	623	226	224	3,762
New enrollees	357	1,615	498	193	172	2,835
Total Student Enrollment	497	2,000	660	340	402	3,899
# of Graduates	252	1,021	359	173	103	1,908
Acceptance Rate	85%	81%	68%	100%	86%	80%
<u>RETENTION</u>						
# of students newly enrolled	282	1,272	279			1,833
# of students still enrolled	20	305	70			395
# of students graduated	183	677	176			1,036
# of students left w/o graduating	79	290	33			402
Retention (%)	72.0%	77.2%	88.2%			78.1%

Note: Program counts represent number of schools offering one or more curriculum for each education level. Total number of graduate programs unavailable as there is no available comprehensive list of nursing graduate programs in the state. Counts of students and faculty reflect survey respondents only and may not represent 100% of active programs during AY 2021-2022.

Northeast Region Nursing Education Program Summary AY 2021-2022

The Northeast region covers Baker, Clay, Duval, Nassau, Putnam, and St. Johns counties.

	Pre-licensure			Post-Licensure		Total
	PN	ADN	BSN	RN to BSN	Grad	
<u>PROGRAMS</u>						
# of Education programs	4	5	3		4	16
# of pathways/concentrations	4	8	5	4	14	35
<u>FACULTY</u>						
# of Full-time faculty separated	3	8	8			19
# of Full-time faculty new hires	4	10	12			26
# of Part-time faculty new hires	4	24	13			41
# of faculty retired	0	1	3			4
# FT faculty needed	1	7	9			17
# FT faculty vacant	2	10	12			24
# FT positions filled	14	50	83			147
# PT faculty vacant	7	28	0			35
# PT positions filled	10	63	44			117
<u>STUDENTS</u>						
Qualified Applicants	493	1,450	1,111	888	827	4,769
Accepted Applicants	299	898	693	737	524	3,151
New enrollees	287	794	522	410	372	2,385
Total Student Enrollment	229	1,044	1,202	652	818	3,945
# of Graduates	101	466	400	412	281	1,660
Acceptance Rate	61%	62%	62%	83%	63%	66%
<u>RETENTION</u>						
# of students newly enrolled	121	282	155			558
# of students still enrolled	6	70	119			195
# of students graduated	51	144	-			195
# of students left w/o graduating	64	68	36			168
Retention (%)	47.1%	75.9%	76.8%			69.9%

Note: Program counts represent number of schools offering one or more curriculum for each education level. Total number of graduate programs unavailable as there is no available comprehensive list of nursing graduate programs in the state. Counts of students and faculty reflect survey respondents only and may not represent 100% of active programs during AY 2021-2022.

Northwest Region Nursing Education Program Summary AY 2021-2022

The Northwest region covers Bay, Calhoun, Escambia, Franklin, Gulf, Holmes, Jackson, Liberty, Okaloosa, Santa Rosa, Walton, and Washington counties.

	Pre-licensure			Post-Licensure		Total
	PN	ADN	BSN	RN to BSN	Grad	
<u>PROGRAMS</u>						
# of Education programs	9	6	2		1	18
# of pathways/concentrations	7	9	2	4	4	26
<u>FACULTY</u>						
# of Full-time faculty separated	9	16	1			26
# of Full-time faculty new hires	5	9	2			16
# of Part-time faculty new hires	12	22	5			39
# of faculty retired	1	4	0			5
# FT faculty needed	3	8	3			14
# FT faculty vacant	1	8	2			11
# FT positions filled	28	36	37			101
# PT faculty vacant	1	4	0			5
# PT positions filled	23	76	35			134
<u>STUDENTS</u>						
Qualified Applicants	383	1,043	324	735	558	3,043
Accepted Applicants	369	886	277	627	293	2,452
New enrollees	318	668	237	307	198	1,728
Total Student Enrollment	431	1,231	527	633	344	3,166
# of Graduates	168	499	229	339	144	1,379
Acceptance Rate	96%	85%	85%	85%	53%	81%
<u>RETENTION</u>						
# of students newly enrolled	200	546	175			921
# of students still enrolled	6	235	108			349
# of students graduated	123	220	46			389
# of students left w/o graduating	71	91	21			183
Retention (%)	64.5%	83.3%	88.0%			80.1%

Note: Program counts represent number of schools offering one or more curriculum for each education level. Total number of graduate programs unavailable as there is no available comprehensive list of nursing graduate programs in the state. Counts of students and faculty reflect survey respondents only and may not represent 100% of active programs during AY 2021-2022.

South Region Nursing Education Program Summary AY 2021-2022

The South region covers Broward, Miami-Dade, and Monroe counties.

	Pre-licensure			Post-Licensure		Total
	PN	ADN	BSN	RN to BSN	Grad	
<u>PROGRAMS</u>						
# of Education programs	35	39	17		7	98
# of pathways/concentrations	16	32	19	11	23	101
<u>FACULTY</u>						
# of Full-time faculty separated	17	30	54			101
# of Full-time faculty new hires	8	38	35			81
# of Part-time faculty new hires	21	146	244			411
# of faculty retired	1	3	3			7
# FT faculty needed	24	36	41			101
# FT faculty vacant	7	23	76			106
# FT positions filled	34	134	212			380
# PT faculty vacant	7	38	21			66
# PT positions filled	36	196	606			838
<u>STUDENTS</u>						
Qualified Applicants	837	3,587	4,742	784	1,753	11,703
Accepted Applicants	654	3,045	2,404	494	1,287	7,884
New enrollees	496	2,616	1,674	398	866	6,050
Total Student Enrollment	625	3,977	3,902	664	1,723	10,891
# of Graduates	282	1,093	1,401	281	526	3,583
Acceptance Rate	78%	85%	51%	63%	73%	67%
<u>RETENTION</u>						
# of students newly enrolled	270	932	629			1,831
# of students still enrolled	57	312	349			718
# of students graduated	158	384	181			723
# of students left w/o graduating	55	236	99			390
Retention (%)	79.6%	74.7%	84.3%			78.7%

Note: Program counts represent number of schools offering one or more curriculum for each education level. Total number of graduate programs unavailable as there is no available comprehensive list of nursing graduate programs in the state. Counts of students and faculty reflect survey respondents only and may not represent 100% of active programs during AY 2021-2022.

Southeast Region Nursing Education Program Summary AY 2021-2022

The Southeast region covers Indian River, Martin, Okeechobee, Palm Beach, and St. Lucie counties.

	Pre-licensure			Post-Licensure		Total
	PN	ADN	BSN	RN to BSN	Grad	
<u>PROGRAMS</u>						
# of Education programs	18	20	7		2	47
# of pathways/concentrations	12	17	9	3	2	43
<u>FACULTY</u>						
# of Full-time faculty separated	15	19	5			39
# of Full-time faculty new hires	15	21	9			45
# of Part-time faculty new hires	23	47	25			95
# of faculty retired	1	1	0			2
# FT faculty needed	14	24	13			51
# FT faculty vacant	15	22	11			48
# FT positions filled	39	74	50			163
# PT faculty vacant	9	23	11			43
# PT positions filled	64	103	67			234
<u>STUDENTS</u>						
Qualified Applicants	627	2,061	419	77	32	3,216
Accepted Applicants	407	1,518	333	74	29	2,361
New enrollees	377	1,170	270	74	23	1,914
Total Student Enrollment	431	1,795	422	410	77	3,135
# of Graduates	296	779	186	82	33	1,376
Acceptance Rate	65%	74%	79%	96%	91%	73%
<u>RETENTION</u>						
# of students newly enrolled	230	563	124			917
# of students still enrolled	73	363	92			528
# of students graduated	113	126	5			244
# of students left w/o graduating	44	74	27			145
Retention (%)	80.9%	86.9%	78.2%			84.2%

Note: Program counts represent number of schools offering one or more curriculum for each education level. Total number of graduate programs unavailable as there is no available comprehensive list of nursing graduate programs in the state. Counts of students and faculty reflect survey respondents only and may not represent 100% of active programs during AY 2021-2022.

Southwest Region Nursing Education Program Summary AY 2021-2022

The Southwest region covers Charlotte, Collier, Glades, Hendry, and Lee counties.

	Pre-licensure			Post-Licensure		Total
	PN	ADN	BSN	RN to BSN	Grad	
<u>PROGRAMS</u>						
# of Education programs	10	7	5		2	24
# of pathways/concentrations	9	8	7		3	27
<u>FACULTY</u>						
# of Full-time faculty separated	5	6	18			29
# of Full-time faculty new hires	10	14	21			45
# of Part-time faculty new hires	33	38	51			122
# of faculty retired	1	0	7			8
# FT faculty needed	4	1	8			13
# FT faculty vacant	5	4	12			21
# FT positions filled	37	24	57			118
# PT faculty vacant	8	4	9			21
# PT positions filled	25	23	76			124
<u>STUDENTS</u>						
Qualified Applicants	350	638	501		104	1,593
Accepted Applicants	268	618	429		58	1,373
New enrollees	245	500	329		41	1,115
Total Student Enrollment	329	495	598		130	1,552
# of Graduates	180	255	279		7	721
Acceptance Rate	77%	97%	86%		56%	86%
<u>RETENTION</u>						
# of students newly enrolled	103	536	160			799
# of students still enrolled	6	140	49			195
# of students graduated	72	296	89			457
# of students left w/o graduating	25	100	22			147
Retention (%)	75.7%	81.3%	86.3%			81.6%

Note: Program counts represent number of schools offering one or more curriculum for each education level. Total number of graduate programs unavailable as there is no available comprehensive list of nursing graduate programs in the state. Counts of students and faculty reflect survey respondents only and may not represent 100% of active programs during AY 2021-2022.

West Central Region Nursing Education Program Summary AY 2021-2022

The West Central region covers Desoto, Hardee, Hernando, Highlands, Hillsborough, Manatee, Pasco, Pinellas, Polk, and Sarasota counties.

	Pre-licensure			Post-Licensure		Total
	PN	ADN	BSN	RN to BSN	Grad	
<u>PROGRAMS</u>						
# of Education programs	16	22	13		5	56
# of pathways/concentrations	14	30	17	5	18	84
<u>FACULTY</u>						
# of Full-time faculty separated	39	37	27			103
# of Full-time faculty new hires	46	56	44			146
# of Part-time faculty new hires	95	157	143			395
# of faculty retired	4	8	3			15
# FT faculty needed	11	21	38			70
# FT faculty vacant	15	18	36			69
# FT positions filled	69	224	198			491
# PT faculty vacant	19	24	12			55
# PT positions filled	61	216	292			569
<u>STUDENTS</u>						
Qualified Applicants	1,140	3,957	2,308	572	491	8,468
Accepted Applicants	957	3,034	1,687	564	464	6,706
New enrollees	767	2,555	1,066	480	376	5,244
Total Student Enrollment	1,008	4,066	1,717	1,138	1,133	9,062
# of Graduates	452	1,706	653	699	450	3,960
Acceptance Rate	84%	77%	73%	99%	95%	79%
<u>RETENTION</u>						
# of students newly enrolled	390	1,504	635			2,529
# of students still enrolled	48	517	283			848
# of students graduated	214	620	259			1,093
# of students left w/o graduating	128	367	93			588
Retention (%)	67.2%	75.6%	85.4%			76.7%

Note: Program counts represent number of schools offering one or more curriculum for each education level. Total number of graduate programs unavailable as there is no available comprehensive list of nursing graduate programs in the state. Counts of students and faculty reflect survey respondents only and may not represent 100% of active programs during AY 2021-2022.

Explanation of NCLEX Pass Rates

Several steps must be completed before a new nurse can earn a license to practice. These steps include graduating from an approved or accredited nursing education program, meeting the requirements of the Florida State Board of Nursing, and passing the National Council Licensure Examination (NCLEX).

The National Council of State Boards of Nursing (NCSBN) develops the NCLEX to test the competency of nursing program graduates in the United States and Canada. The NCLEX is a variable-length, valid and reliable computerized adaptive test to measure nursing competence. The passing standards for the NCLEX-RN and NCLEX-PN reflect the amount of nursing knowledge, skills, and attitudes required to practice competently at the entry level of the profession.

The number of candidates passing the NCLEX (“pass rate”) is an indicator of the number of new nurses entering the nursing workforce. The NCLEX first attempt pass rate is often used as a measure of prelicensure nursing program effectiveness. The following tables provide data on candidate performance for the NCLEX-RN and NCLEX-PN examinations.

Florida's NCLEX Pass Rates Calendar Years 2020, 2021 and 2022

NCLEX data is evaluated by a calendar year and not an academic year. The 2020 rates identified in this report reflect results of first-time test-takers from January 1, 2020 through December 31, 2020. The 2021 rates identified in this report reflect results of first-time test-takers from January 1, 2021 through December 31, 2021. The 2022 rates identified in this report reflect results of first-time test-takers from January 1, 2022 through December 31, 2022.

The 2022 statewide pass rates for both NCLEX-RN and NCLEX-PN candidates in Florida remain much below the national average. In 2022, Florida's pass rate on the NCLEX-RN for first-time candidates was 63.88% and Florida's pass rate on the NCLEX-PN for first-time candidates was 65.57%. Both state and national pass rates have decreased from 2020 and 2021. This may be a continued impact of the COVID-19 pandemic on nursing education. During the pandemic, students' clinical rotations with direct patient care were suspended and candidates experienced prolonged wait times and inability to schedule tests in a timely manner.

Although Florida's pass rates have decreased from 2020 to 2021 and 2022, it is important to note that the state's trends mirror national trends.

The following tables provide comparison data of NCLEX-RN and NCLEX-PN state and national pass rates for 2020 through 2022. Additionally, the RN category is differentiated between ADN and BSN candidates.

NCLEX-RN PASS RATES IN 2020-2022		
YEAR	FL PASS RATES	NATIONAL PASS RATES
2020	68.92%	86.57%
2021	64.79%	82.48%
2022	63.88%	79.90%

BSN NCLEX PASS RATES IN 2020-2022		
YEAR	FL PASS RATES	NATIONAL PASS RATES
2020	86.56%	90.29%
2021	81.45%	86.06%
2022	77.43%	82.32%

ADN NCLEX PASS RATES IN 2020-2022		
YEAR	FL PASS RATES	NATIONAL PASS RATES
2020	63.02%	82.80%
2021	58.72%	78.78%
2022	61.35%	77.91%

NCLEX-PN PASS RATES IN 2020-2022		
YEAR	FL PASS RATES	NATIONAL PASS RATES
2020	67.01%	83.08%
2021	62.53%	79.60%
2022	65.57%	79.93%

Florida's Quarterly NCLEX Pass Rates Calendar Years 2020, 2021, and 2022

The following tables provide a comparison of pass rates for 2020, 2021, and 2022 by quarter. Quarter 1 is defined as the months of January, February, and March; quarter 2 is April, May, and June; quarter 3 is July, August, and September; and quarter 4 is October, November, and December. Candidates who test between January and March typically have higher rates of first-time success on the NCLEX compared to candidates who test later in the year.

OVERALL QUARTERLY PASS RATES (RN and PN)			
QUARTER	2020 PASS RATES	2021 PASS RATES	2022 PASS RATES
1	76.41%	68.67%	67.49%
2	69.71%	68.50%	64.26%
3	67.77%	64.08%	66.10%
4	57.50%	53.29%	56.83%

QUARTERLY RN PASS RATES			
QUARTER	2020 PASS RATES	2021 PASS RATES	2022 PASS RATES
1	76.27%	68.84%	67.50%
2	70.79%	69.93%	64.57%
3	68.38%	64.40%	65.78%
4	56.71%	51.55%	55.19%

QUARTERLY BSN PASS RATES			
QUARTER	2020 PASS RATES	2021 PASS RATES	2022 PASS RATES
1	88.18%	82.65%	81.00%
2	87.61%	86.19%	76.79%
3	88.01%	81.14%	78.05%
4	77.67%	71.86%	71.49%

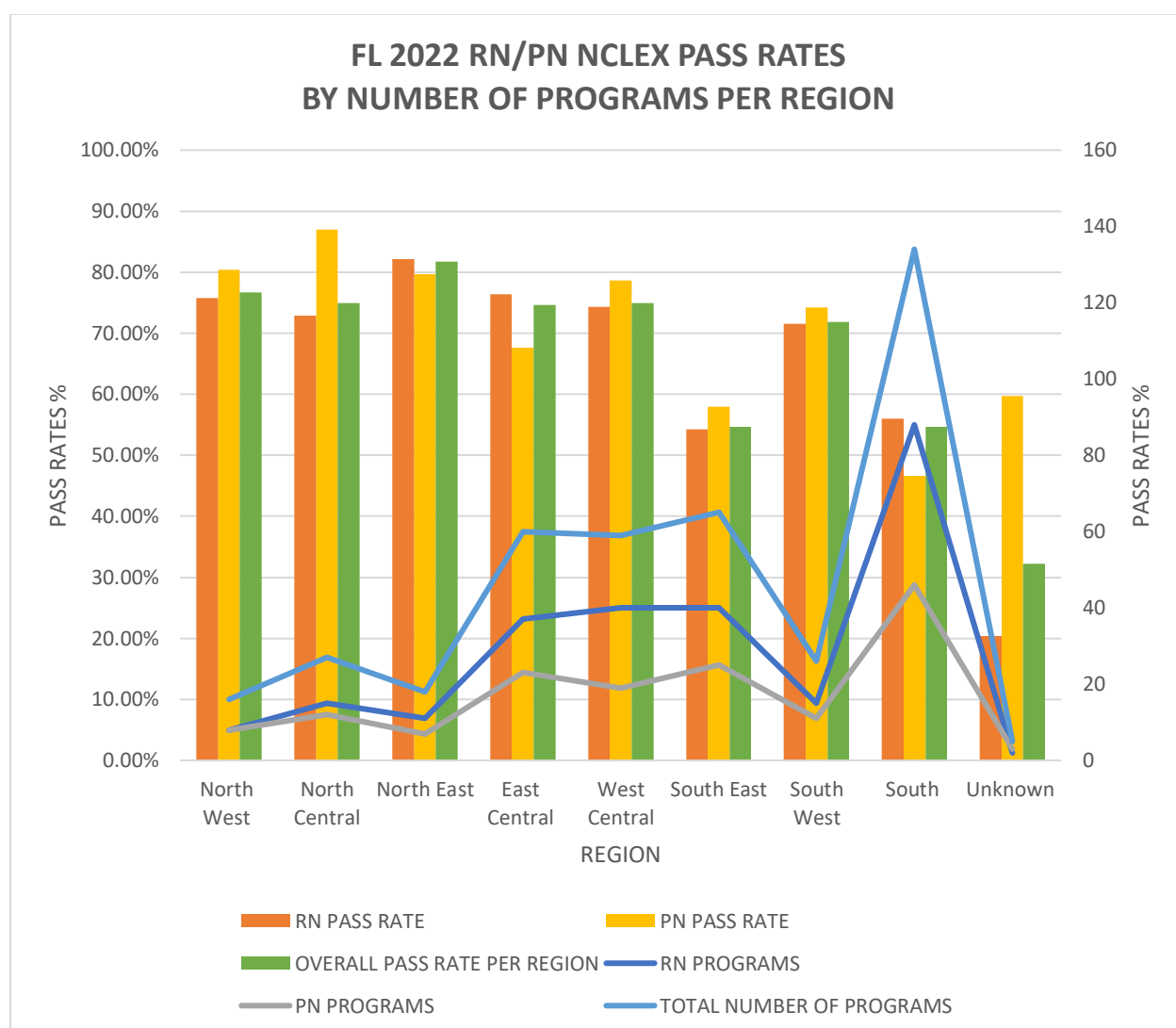
QUARTERLY ADN PASS RATES			
QUARTER	2020 PASS RATES	2021 PASS RATES	2022 PASS RATES
1	72.50%	64.66%	62.71%
2	65.86%	63.82%	60.74%
3	59.71%	56.51%	62.70%
4	51.67%	45.42%	58.08%

QUARTERLY PN PASS RATES			
QUARTER	2020 PASS RATES	2021 PASS RATES	2022 PASS RATES
1	77.13%	67.50%	67.39%
2	63.44%	60.25%	62.28%
3	64.74%	62.49%	67.53%
4	61.27%	59.32%	63.91%

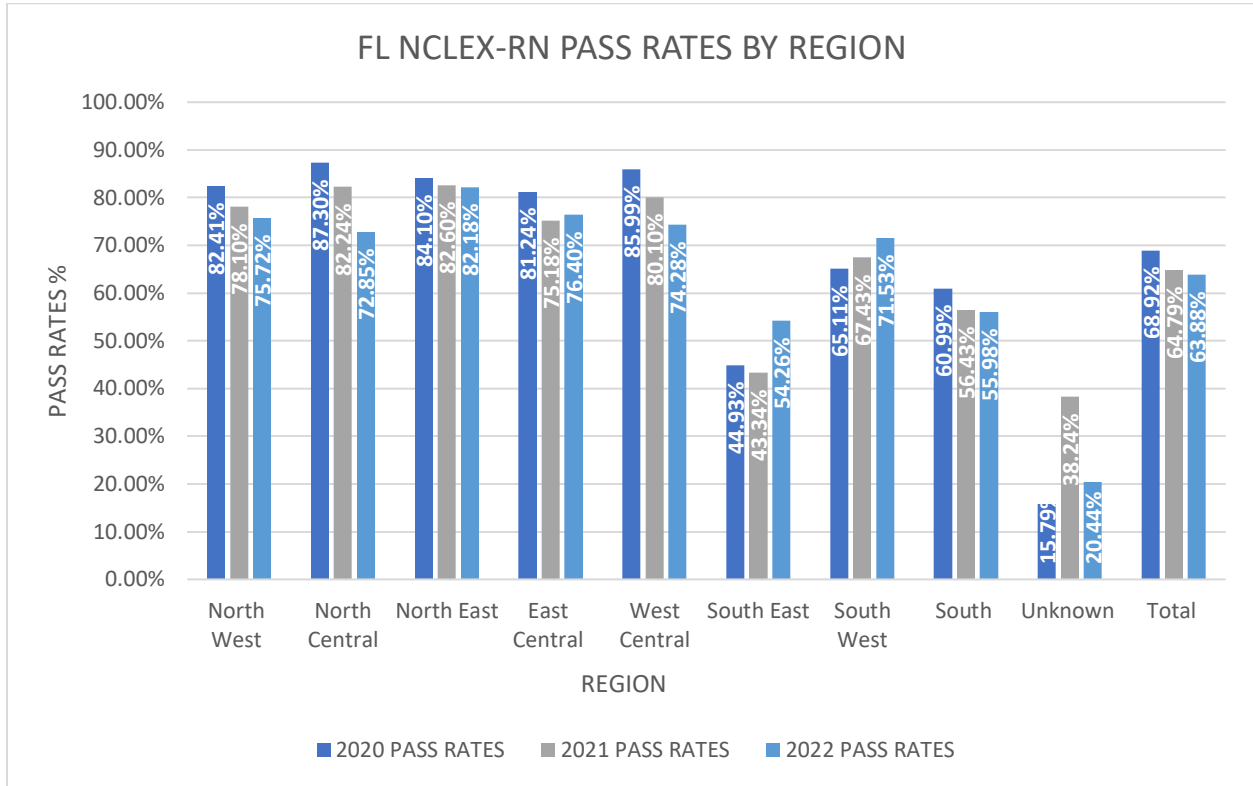
Florida's NCLEX Pass Rates Calendar Years 2020, 2021, and 2022

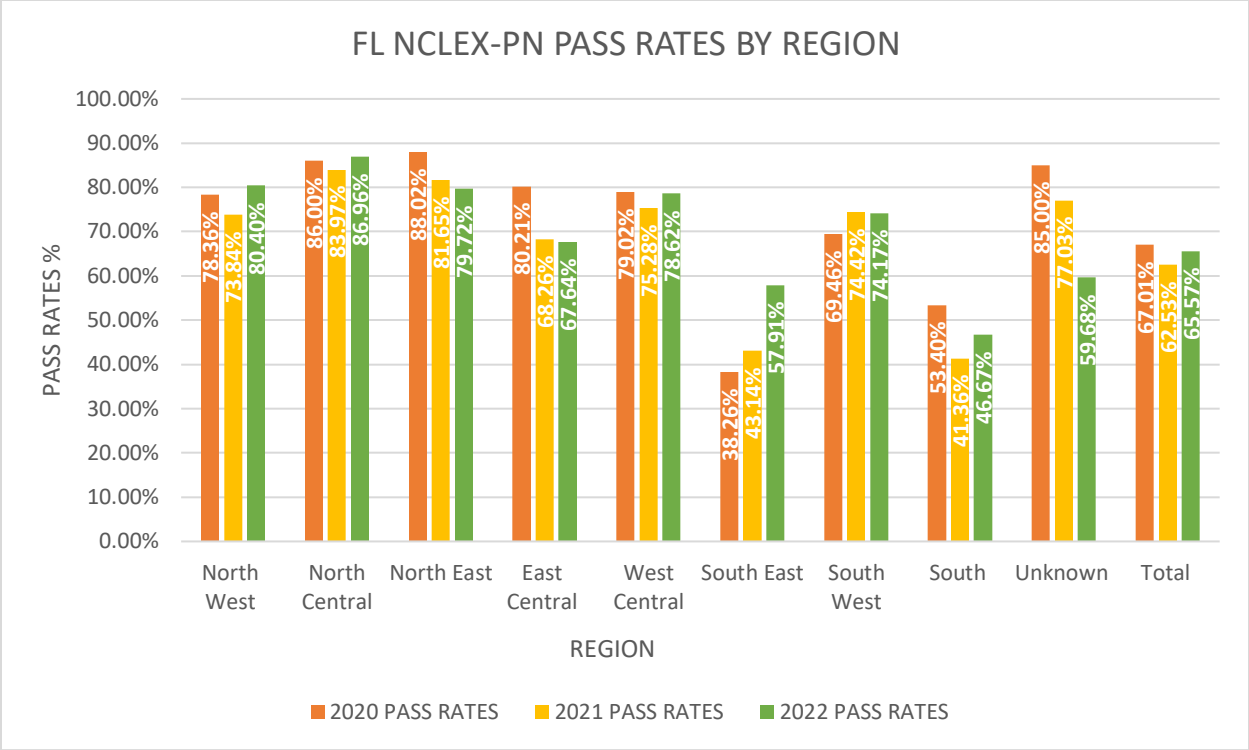
In addition to statewide findings, the FCN deems it critical to evaluate data at the regional level. When evaluating regional NCLEX pass rates, it is important to note that there are regions in Florida that are performing within 10 percentage points of the 2022 national NCLEX-RN pass rate of 79.90% and the 2022 national NCLEX-PN pass rate of 79.93%.

The table below demonstrates overall state NCLEX pass rates by region and notes the number of prelicensure RN and PN programs in each region. It is noted that the regions with the largest number of nursing programs tend to have the poorest outcomes on the NCLEX exams.



The southeast region has consistently performed much below the national pass rates on the NCLEX-RN and NCLEX-PN over the past 3 years, however, there has been an improvement noted from 2021 to 2022.





The following tables provide comparison data of NCLEX-RN and NCLEX-PN regional pass rates for 2020, 2021, and 2022.

REGION	EXAM TYPE	2020 PASS RATES	2021 PASS RATES	2022 PASS RATES
Northwest	RN	82.41%	78.10%	75.72%
	PN	78.36%	73.84%	80.40%
North Central	RN	87.30%	82.24%	72.85%
	PN	86.00%	83.97%	86.96%
Northeast	RN	84.10%	82.60%	82.18%
	PN	88.02%	81.65%	79.72%
East Central	RN	81.24%	75.18%	76.40%
	PN	80.21%	68.26%	67.64%
West Central	RN	85.99%	80.10%	74.28%
	PN	79.02%	75.28%	78.62%
Southeast	RN	44.93%	43.34%	54.26%
	PN	38.26%	43.24%	57.91%
Southwest	RN	65.11%	67.43%	71.53%
	PN	69.46%	74.42%	74.17%
South	RN	60.99%	56.43%	55.98%
	PN	53.40%	41.36%	46.67%

Further analysis of regional data separates RN programs into ADN and BSN categories. The following tables provide comparison data of pass rates by program type.

REGION	PROGRAM TYPE	2020 PASS RATES	2021 PASS RATES	2022 PASS RATES
Northwest	ADN	78.66%	73.11%	72.18%
	BSN	91.81%	88.84%	84.58%
	PN	78.36%	73.84%	80.40%
North Central	ADN	87.18%	80.31%	68.40%
	BSN	87.56%	86.44%	85.27%
	PN	86.00%	83.97%	86.96%
Northeast	ADN	79.38%	81.01%	79.26%
	BSN	91.20%	85.27%	86.14%
	PN	88.02%	81.65%	79.72%
East Central	ADN	76.70%	71.36%	74.98%
	BSN	92.31%	84.46%	79.48%
	PN	80.21%	68.26%	67.64%
West Central	ADN	84.96%	77.94%	71.67%
	BSN	89.88%	86.47%	80.98%
	PN	79.02%	75.28%	78.62%
Southeast	ADN	40.50%	39.06%	51.67%
	BSN	76.70%	74.66%	65.25%
	PN	38.26%	43.14%	57.91%
Southwest	ADN	58.33%	60.63%	65.59%
	BSN	91.71%	91.90%	84.09%
	PN	69.46%	74.42%	74.17%
South	ADN	50.71%	46.22%	45.63%
	BSN	82.75%	76.06%	72.79%
	PN	53.40%	41.36%	46.67%

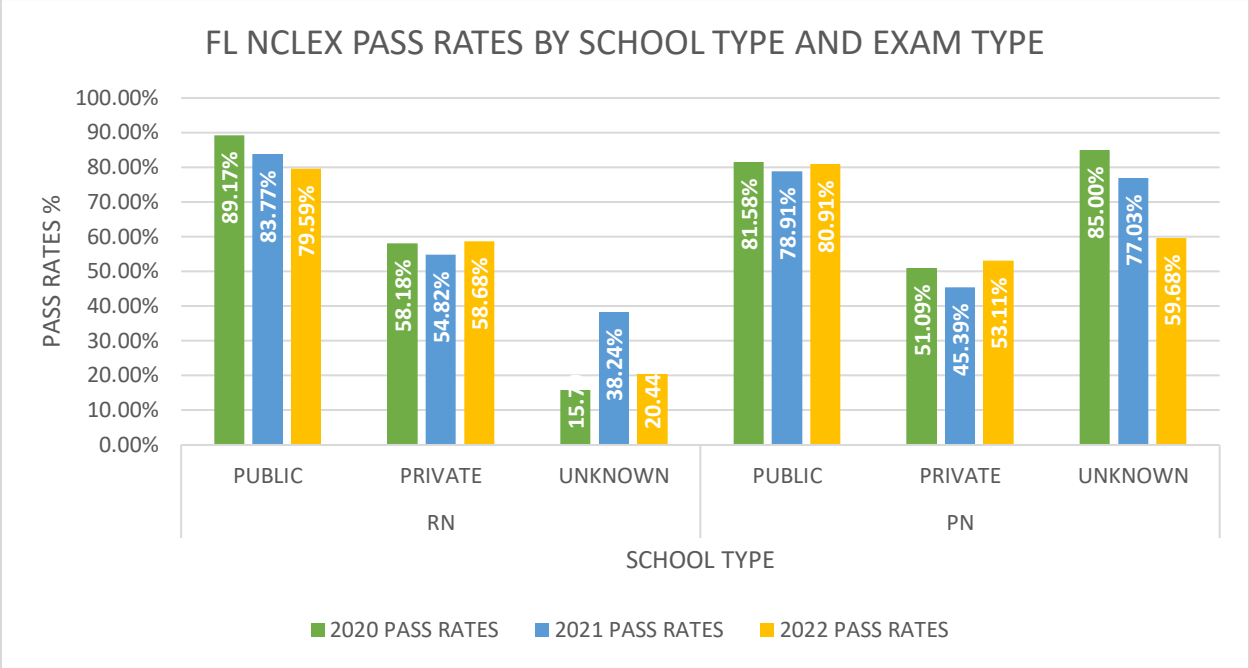
Florida's NCLEX Pass Rates Data by Institutional Characteristics Calendar Years 2020, 2021, and 2022

Nursing programs are part of organizations that can be classified as public or private, for-profit or not-for-profit. The following tables provide comparison data of NCLEX-RN and NCLEX-PN public or private, for-profit or not-for-profit rates for 2020, 2021, and 2022 at the state and regional levels. Additionally, the RN category is differentiated between ADN and BSN candidates.

SCHOOL TYPE	2020 PASS RATES	2021 PASS RATES	2022 PASS RATES
PUBLIC	87.58%	82.78%	79.84%
PRIVATE	57.28%	53.63%	57.96%

EXAM TYPE	SCHOOL TYPE	2020 PASS RATES	2021 PASS RATES	2022 PASS RATES
RN	PUBLIC	89.17%	83.77%	79.59%
	PRIVATE	58.18%	54.82%	58.68%
PN	PUBLIC	81.58%	78.91%	80.91%
	PRIVATE	51.09%	45.39%	53.11%

REGION	PROFIT TYPE	2020 PASS RATES	2021 PASS RATES	2022 PASS RATES
Northwest	PUBLIC	81.16%	76.20%	75.07%
	PRIVATE	84.04%	81.82%	81.90%
North Central	PUBLIC	88.25%	82.82%	84.43%
	PRIVATE	84.21%	82.02%	63.53%
Northeast	PUBLIC	89.29%	82.71%	81.25%
	PRIVATE	80.00%	82.18%	82.35%
East Central	PUBLIC	91.20%	87.73%	85.71%
	PRIVATE	69.95%	59.54%	62.32%
West Central	PUBLIC	90.60%	84.65%	82.91%
	PRIVATE	80.25%	74.99%	69.88%
Southeast	PUBLIC	89.70%	81.76%	78.40%
	PRIVATE	35.93%	36.25%	48.24%
Southwest	PUBLIC	78.47%	81.50%	68.52%
	PRIVATE	54.07%	58.58%	76.62%
South	PUBLIC	85.34%	80.24%	72.03%
	PRIVATE	52.70%	46.52%	48.72%



PROFIT TYPE	2020 PASS RATES	2021 PASS RATES	2022 PASS RATES
NON-PROFIT	86.97%	81.69%	79.20%
FOR-PROFIT	60.54%	58.85%	52.78%

EXAM TYPE	PROFIT TYPE	2020 PASS RATES	2021 PASS RATES	2022 PASS RATES
RN	NON-PROFIT	88.00%	82.16%	78.94%
	FOR-PROFIT	59.69%	59.10%	52.71%
PN	NON-PROFIT	81.53%	79.18%	80.74%
	FOR-PROFIT	65.98%	57.29%	53.17%

REGION	PROFIT TYPE	2020 PASS RATES	2021 PASS RATES	2022 PASS RATES
Northwest	NON-PROFIT	81.86%	77.02%	76.65%
	FOR-PROFIT	80.00%	80.60%	85.71%
North Central	NON-PROFIT	88.32%	82.81%	84.91%
	FOR-PROFIT	83.75%	82.00%	62.06%
Northeast	NON-PROFIT	88.98%	83.04%	82.77%
	FOR-PROFIT	76.71%	81.28%	79.35%
East Central	NON-PROFIT	89.50%	85.13%	80.05%
	FOR-PROFIT	55.25%	45.65%	55.62%
West Central	NON-PROFIT	89.90%	84.32%	81.10%
	FOR-PROFIT	77.82%	71.94%	67.12%
Southeast	NON-PROFIT	86.56%	80.80%	78.79%
	FOR-PROFIT	51.53%	48.57%	44.07%
Southwest	NON-PROFIT	79.67%	82.16%	77.96%
	FOR-PROFIT	48.91%	54.55%	63.51%
South	NON-PROFIT	84.85%	77.77%	74.61%
	FOR-PROFIT	50.48%	50.02%	42.02%

State level data exhibits that private schools have typically performed at a lower level than public schools on the NCLEX-RN and NCLEX-PN. However, when taking a deeper dive into regional data evaluation, private schools in the northwest, northeast, and southwest regions demonstrated higher NCLEX pass rates compared to public schools in those regions.

For-profit schools in the northwest region had the highest pass rate compared to all other for-profit and non-profit schools in all other regions.

Although public schools have demonstrated higher NCLEX-RN and NCLEX-PN pass rates for the past 3 years, it is important to note that the public RN programs have declined each consecutive year. This trend must continue to be monitored.

Florida’s NCLEX Pass Rates by Program Licensure Status Calendar Years 2020, 2021, and 2022

The Florida Board of Nursing provides definitions for approved and accredited prelicensure nursing education programs. The subsequent information was retrieved from the [Florida Board of Nursing website](#):

An “approved” nursing education program is a program for the prelicensure education of professional or practical nurses that is conducted in Florida at an educational institution that is approved and regulated under s. 464.019, Florida Statutes. Approved RN nursing education programs are required to obtain accreditation within five years after enrolling the program’s first students, pursuant to s. 464.019(11), Florida Statute.

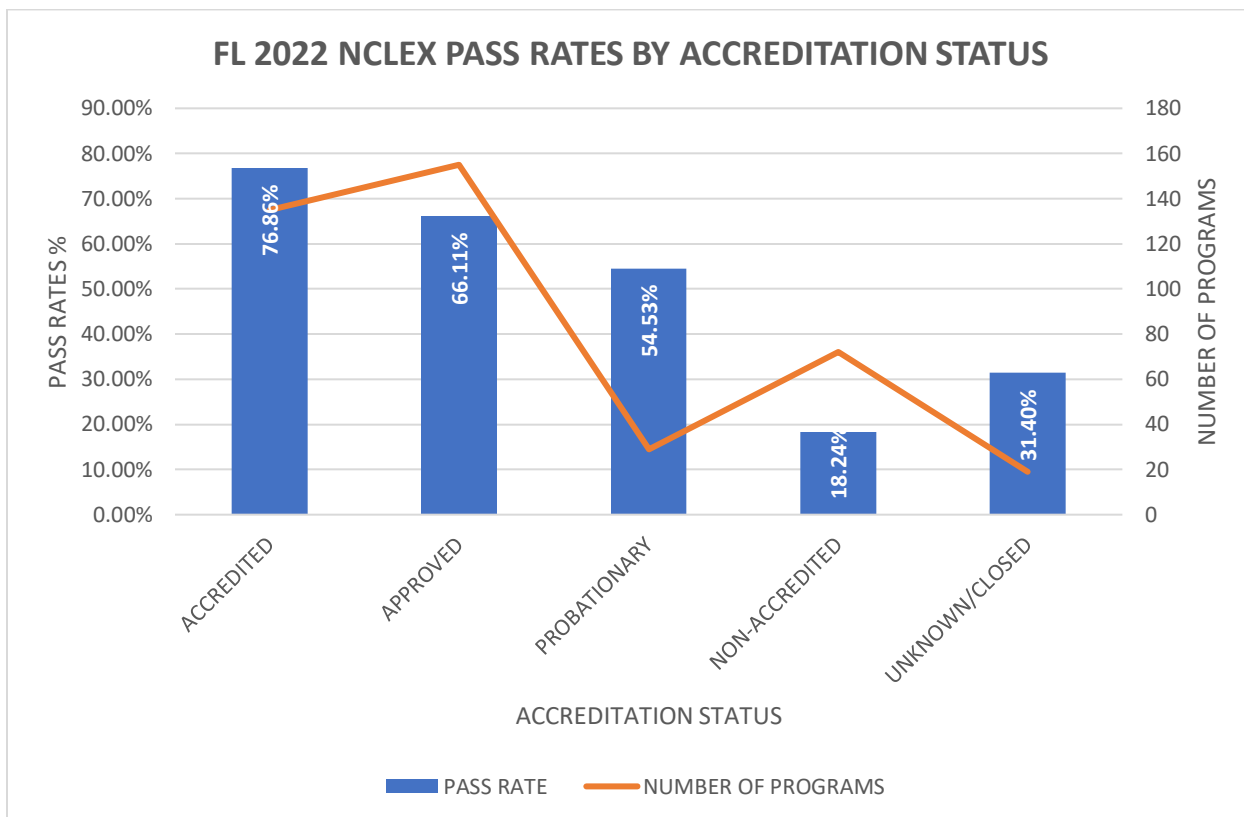
An “accredited” nursing education program, as defined by s. 464.003, Florida Statute, is a program for the prelicensure education of professional or practical nurses that is conducted in the United States at an educational institution, whether in Florida, another state, or the District of Columbia, and that is accredited by a specialized nursing accrediting agency that is nationally recognized by the United States Secretary of Education to accredit nursing education programs Accreditation Commission for Education in Nursing (ACEN), Commission on Collegiate Nursing Education (CCNE) or National League for Nursing Commission for Nursing Education Accreditation (NLN CNEA).

The following tables provide comparison data of NCLEX-RN and NCLEX-PN state pass rates for accredited, approved, probationary, and non-accredited programs in 2020, 2021, and 2022.

LICENSURE STATUS	2020 PASS RATES	2021 PASS RATES	2022 PASS RATES
ACCREDITED	88.30%	82.96%	76.86%
APPROVED	80.45%	71.54%	66.11%
PROBATIONARY	62.43%	52.99%	54.53%
NON-ACCREDITED	27.34%	22.99%	18.24%
CLOSED	17.49%	17.02%	-

EXAM TYPE	LICENSURE STATUS	2020 PASS RATES	2021 PASS RATES	2022 PASS RATES
RN	ACCREDITED	88.50%	83.20%	76.80%
	APPROVED	64.91%	54.41%	46.21%
	PROBATIONARY	65.40%	56.67%	59.09%
	NON-ACCREDITED	25.97%	22.22%	16.87%
	CLOSED	19.38%	18.75%	-
PN	ACCREDITED	81.18%	73.44%	79.51%
	APPROVED	83.47%	78.02%	77.33%
	PROBATIONARY	50.36%	42.02%	41.76%
	NON-ACCREDITED	36.99%	28.43%	26.19%
	CLOSED	10.39%	10.80%	-

Accredited programs tend to have the highest NCLEX pass rates compared to programs with other licensure status.



The following tables provide comparison data of NCLEX-RN and NCLEX-PN regional pass rates for accredited, approved, probationary, and non-accredited programs in 2020, 2021, and 2022.

REGION	LICENSURE STATUS	2020 PASS RATES	2021 PASS RATES	2022 PASS RATES
Northwest	ACCREDITED	86.83%	80.59%	80.99%
	APPROVED	78.91%	77.78%	76.96%
	PROBATIONARY	72.73%	67.02%	65.32%
	NON-ACCREDITED	-	-	-
	CLOSED	-	-	-
North Central	ACCREDITED	88.69%	83.42%	73.17%
	APPROVED	87.02%	87.03%	89.57%
	PROBATIONARY	67.92%	61.82%	71.05%
	NON-ACCREDITED	-	-	-
	CLOSED	100.00%	-	-
Northeast	ACCREDITED	88.10%	83.57%	83.03%
	APPROVED	88.48%	81.65%	84.42%
	PROBATIONARY	-	-	-
	NON-ACCREDITED	48.57%	66.04%	52.46%
	CLOSED	0.00%	0.00%	-
East Central	ACCREDITED	91.07%	86.98%	82.26%
	APPROVED	83.15%	77.34%	71.49%
	PROBATIONARY	57.53%	43.18%	48.84%
	NON-ACCREDITED	36.46%	26.53%	23.50%
	UNKNOWN/CLOSED	25.00%	50.00%	0.00%
West Central	ACCREDITED	91.49%	84.80%	78.36%
	APPROVED	84.16%	78.02%	76.77%
	PROBATIONARY	66.67%	60.00%	100.00%
	NON-ACCREDITED	30.93%	28.20%	15.92%
	CLOSED	28.00%	22.22%	-
Southeast	ACCREDITED	84.16%	79.89%	75.71%
	APPROVED	74.69%	55.12%	52.31%
	PROBATIONARY	68.80%	62.15%	64.54%
	NON-ACCREDITED	24.45%	23.58%	17.16%
	UNKNOWN/CLOSED	13.60%	9.62%	10.64%
Southwest	ACCREDITED	80.75%	79.61%	73.95%
	APPROVED	88.41%	87.34%	92.65%
	PROBATIONARY	67.43%	63.83%	64.25%
	NON-ACCREDITED	13.73%	13.46%	12.00%
	CLOSED	0.00%	-	-
South	ACCREDITED	86.95%	80.97%	73.02%
	APPROVED	62.59%	60.90%	50.56%
	PROBATIONARY	51.19%	37.74%	39.44%
	NON-ACCREDITED	27.66%	20.92%	16.89%
	UNKNOWN/CLOSED	24.76%	31.46%	0.00%

Next Steps

The FCN's mission includes generating and disseminating credible information to the public, professional organizations, healthcare providers, educational institutions, and legislators. The Florida Center for Nursing will continue to analyze nursing education programmatic data and report findings. The FCN and nursing workforce centers around the country use workforce research to help drive policy and maintain public safety.

The work of the FCN is guided by our core values of responsibility, integrity, inclusivity, transparency, and bravery. While the FCN aims to disseminate the most accurate information with the upmost transparency, there are certain limitations that could influence the findings in this report. With obstacles in data acquisition, data transfer and manual analyzation of data, there is a certain level on uncertainty and possible misclassification. The FCN strives to improve these processes and will continue doing so in the future.

The FCN will utilize findings from the Florida Nursing Education Report to facilitate development of Florida's strategic statewide plan for the nursing workforce.

Appendix A.

BSN programs that submitted responses to the FCN educational survey for AY 2021-2022.

NCLEX Code ID	City	Program Title
70-5165	MIAMI LAKES	Advance Science International College - BSN
70-5163	MIAMI	American Medical Academy - BSN
70-5186	ORLANDO	Ana G. Mendez University, Metro Orlando Campus - BSN
70-5187	MIAMI LAKES	Ana G. Mendez University, South Florida Campus - BSN
70-5188	TAMPA	ANA G. MENDEZ UNIVERSITY, Tampa Bay Campus - BSN
70-523	MIAMI LAKES	Antigua College International, Inc - BSN
70-5142	FORT LAUDERDALE	Arizona College Of Nursing - BSN (FORT LAUDERDALE)
70-5168	ORLANDO	Arizona College Of Nursing - BSN (ORLANDO)
70-5133	TAMPA	Arizona College Of Nursing - BSN (TAMPA)
70-5164	UNIVERSITY PARK	Arizona College Of Nursing - BSN (UNIVERSITY PARK)
70-5195	MELBOURNE	Arizona College of Nursing- Melbourne - BSN
70-5154	TAMPA	Aspen University - BSN
70-592	MIAMI SHORES	Barry University College of Nursing and Health Sciences
70-5141	DAVIE	Brightmed Health Institute - BSN
70-5134	JUPITER	Care Hope College - BSN
70-525	JACKSONVILLE	Chamberlain College Of Nursing - Jacksonville - BSN
70-540	PLANTATION	Chamberlain College Of Nursing, Miramar Campus - BSN
70-5123	WEST PALM BEACH	College Of Health and Allied Development - BSN
70-5138	LAKE MARY	Ecpi University - BSN
70-5120	LAKE MARY	Ecpi University College of Nursing - BSN
70-5144	FORT PIERCE	Emiraza College - BSN
70-598	TALLAHASSEE	Florida A&M University - BSN
70-5171	TEMPLE TERRACE	Florida College - BSN
70-503	FORT MYERS	Florida Gulf Coast University - BSN
70-589	MIAMI	Florida International University - BSN
70-5114	MIAMI	Florida National University, Inc - BSN
70-520	LAKELAND	Florida Southern College - BSN
70-5177	GAINESVILLE	Galen College Of Nursing - BSN (GAINESVILLE)
70-5178	SARASOTA	Galen College Of Nursing - BSN (SARASOTA)
70-5174	DAVIE	Gladstone College Of Nursing - BSN
70-509	WINTER PARK	Herzing University - BSN
70-5173	FORT MYERS	Horizon Healthcare Institute - BSN
70-5132	BOCA RATON	International Institute for Health Care Professionals, Inc
70-560	FERNANDINA PARK	Jacksonville University - BSN
70-5131	FORT MYERS	Keiser University - BSN
70-5115	WEST PALM BEACH	Keiser University - Flagship Campus - BSN
70-5148	LAKELAND	Keiser University - Lakeland Campus - BSN

70-5189	MELBOURNE	Keiser University - Melbourne - BSN
70-5152	NAPLES	Keiser University - Naples Campus - BSN
70-5136	ORLANDO	Keiser University - Orlando Campus - BSN
70-5139	PORT SAINT LUCIE	Keiser University - Port St. Lucie Campus - BSN
70-5110	SARASOTA	Keiser University - Sarasota - BSN
70-5155	TALLAHASSEE	Keiser University - Tallahassee Campus - BSN
70-5170	TAMPA	Keiser University - Tampa Campus - BSN
70-5135	WEST PALM BEACH	Keiser University - West Palm Beach Campus - BSN
70-5157	MIAMI	Keiser University- Miami Campus - BSN
70-5116	FORT LAUDERDALE	Keiser University-Ft. Lauderdale - BSN
70-5146	PEMBROKE PINES	Keiser University-Pembroke Pines Campus - BSN
70-5125	SOUTH MIAMI	Larkin School Of Nursing, LLC - BSN
70-5121	TAMPA	Lincoln Memorial University - BSN
70-5179	WEST PALM BCH	Marie Carmelle Palanquet College - BSN
70-5180	LAKELAND	Merakii College Of Health - BSN
70-5161	SARASOTA	Meridian West Central College - BSN
70-5175	ORLANDO	Palm Beach Atlantic University - BSN
70-530	WEST PALM BEACH	Palm Beach Atlantic University - BSN
70-5169	FORT PIERCE	Palm Beach Career College - BSN
70-568	PENSACOLA	Pensacola Christian College - BSN
70-516	FT MYERS	Premiere International College - BSN
70-5176	TAMPA	Quest Nursing Education Center - BSN
70-5118	FORT MYERS	Rasmussen University - Fort Myers - BSN
70-5122	OCALA	Rasmussen University - Ocala - BSN
70-5111	ODESSA	Rasmussen University - Odessa - BSN
70-5117	BRANDON	Rasmussen University - Tampa/Brandon - BSN
70-5166	SAINT LEO	Saint Leo University - BSN
70-5184	ORLANDO	South College - BSN
70-5112	HIALEAH	St. Thomas University - BSN
70-5181	WEST PALM BEACH	Starlen College Of Nursing - BSN
70-5149	TAMPA	Tampa Medical College - BSN
70-567	ORLANDO	University Of Central Florida - BSN
70-585	GAINESVILLE	University Of Florida - BSN
70-591	CORAL GABLES	University Of Miami - BSN
70-594	JACKSONVILLE	University Of North Florida - BSN
70-565	TAMPA	University Of South Florida, College of Nursing - BSN
70-510	TAMPA	University Of Tampa - BSN
70-505	PENSACOLA	University Of West Florida - BSN
70-5182	MIRAMAR	Utica College - BSN (MIRAMAR, 70-5182)
70-5183	BABSON PARK	Webber International University - BSN
70-518	DORAL	West Coast University - BSN
70-5101	SALT LAKE CITY	Western Governors University - BSN

Appendix B.

ADN Programs that submitted responses to the FCN educational survey for AY 2021-2022.

NCLEX Code ID	City	Program Title
70-463	WEST PALM BEACH	Academy For Nursing and Health Occupations - ADN
70-4156	MIAMI	Activa Training Center - ADN
70-4104	MIAMI	Active Health Institute, Inc. - ADN
70-4100	MIAMI LAKES	Advance Science International College - ADN
70-4115	MARGATE	American College of Health & Sciences, LLC - ADN
70-4228	ORLANDO	ANA G. MENDEZ UNIVERSITY, Metro Orlando Campus - ADN
70-4227	MIAMI LAKES	Ana G. Mendez University, South Florida Campus - ADN
70-4229	TAMPA	ANA G. MENDEZ UNIVERSITY, Tampa Bay Campus - ADN
70-769	MIAMI LAKES	Antigua College International, Inc - ADN
70-4225	FORT LAUDERDALE	Aurora School Of Nursing - ADN
70-716	BOYTON BEACH	Bethesda College Of Health Sciences - ADN
70-4121	DAVIE	Brightmed Health Institute - ADN
70-4139	ORLANDO	Brilliant Academy Health Center LLC - ADN
70-475	Plantation	Broward College - ADN
70-4109	DELRAY BEACH	Cambridge College Of Healthcare & Technology - ADN
70-4144	JUPITER	Care Hope College - ADN
70-4185	MARGATE	Chancellor Institute - ADN
70-401	MARIANNA	Chipola College - ADN
70-451	LECANTO	College Of Central Florida - ADN (LECANTO)
70-482	OCALA	College Of Central Florida - ADN (OCALA)
70-4181	HIALEAH	Compu-Med Vocational Careers, Corp. - ADN (HIALEAH)
70-4182	MIAMI	Compu-Med Vocational Careers, Corp. - ADN (MIAMI)
70-4217	NORTH MIAMI BEACH	Dade Institute of Technology - ADN
70-4119	ORMOND BEACH	Daytona College - ADN
70-483	DAYTONA BEACH	Daytona State College - ADN
70-4169	MELBOURNE	Educare Envision College of Nursing - ADN
70-4184	FORT PIERCE	Emiraza College - ADN
70-729	FORT PIERCE	Emiraza College - ADN
70-4141	MIAMI GARDENS	Evolution Health Academy - ADN (MARGATE)
70-4153	MIAMI GARDENS	Evolution Health Academy - ADN (MIAMI GARDENS)
70-4140	ORLANDO	First Response Training Group, LLC - ADN
70-4194	MIRAMAR	Florida Academy of Nursing - ADN
70-478	LAKE CITY	Florida Gateway College Associate in Science Degree Nursing Prog - ADN
70-4118	MIAMI	Florida National University - South Campus - ADN
70-4134	HIALEAH	Florida National University - Training Center - ADN
70-473	JACKSONVILLE	Florida State College at Jacksonville- Nursing - ADN

70-4189	MIAMI	Florida Vocational Institute (FVI School Of Nursing) - ADN
70-4152	MIRAMAR	Florida Vocational Institute (FVI School of Nursing) - ADN
70-704	CUTLER BAY	Fortis College - ADN (CUTLER BAY)
70-422	PENSACOLA	Fortis Institute - ADN (PENSACOLA)
70-709	PORT SAINT LUCIE	Fortis Institute - ADN (PORT SAINT LUCIE)
70-4215	GAINESVILLE	Galen College Of Nursing - ADN (GAINESVILLE)
70-4214	SARASOTA	Galen College Of Nursing - ADN (SARASOTA)
70-4211	DAVIE	Gladstone College Of Nursing - ADN
70-4197	ORLANDO	Hajgden International College - ADN
70-4135	FT LAUDERDALE	Hci College - ADN (FT LAUDERDALE)
70-4146	WEST PALM BEACH	Hci College - ADN (WEST PALM BEACH)
70-444	WINTER PARK	Herzing University-ADN
70-469	TAMPA	Hillsborough Community College - ADN
70-4145	FORT MYERS	Horizon Healthcare Institute, Inc. - ADN (FORT MYERS)
70-4138	MELBOURNE	Horizon Healthcare Institute, Inc. - ADN (MELBOURNE)
70-4162	PORT CHARLOTTE	Horizon Healthcare Institute, Inc. - ADN (PORT CHARLOTTE)
70-477	FORT PIERCE	Indian River State College - ADN
70-732	BOCA RATON	International Institute for Health Care Professionals, Inc
70-4212	BROOKSVILLE	Jersey College - ADN (BROOKSVILLE)
70-456	JACKSONVILLE	Jersey College - ADN (JACKSONVILLE)
70-4124	LARGO	Jersey College - ADN (LARGO)
70-4242	MELBOURNE	Jersey College - ADN (Melbourne)
70-4220	NAPLES	Jersey College - ADN (NAPLES)
70-4192	PORT CHARLOTTE	Jersey College - ADN (PORT CHARLOTTE)
70-735	SUNRISE	Jersey College - ADN (SUNRISE)
70-404	TAMPA	Jersey College - ADN (TAMPA)
70-4143	MIAMI GARDENS	Jetmapp School Of Nursing, Inc - ADN
70-4210	FORT PIERCE	Justee College - ADN
70-4116	CLEARWATER	Keiser University - ADN (CLEARWATER)
70-4136	DAYTONA BEACH	Keiser University - ADN (DAYTONA BEACH)
70-4244	NAPLES	Keiser University - Naples - ADN
70-4114	NEW PORT RICHEY	Keiser University - New Port Richey - ADN
70-440	PORT ST. LUCIE	Keiser University - Port Saint Lucie - ADN
70-423	FORT LAUDERDALE	Keiser University- Fort Lauderdale - ADN
70-4238	FORT MYERS	Keiser University- Fort Myers- ADN
70-490	JACKSONVILLE	Keiser University- Jacksonville - ADN
70-415	MELBOURNE	Keiser University- Melbourne Campus - ADN
70-407	MIAMI	Keiser University- Miami - ADN
70-418	TAMPA	Keiser University- Tampa - ADN
70-406	WEST PALM BEACH	Keiser University- WPB - ADN
70-455	ORLANDO	Keiser University - ADN

70-403	LAKELAND	Keiser University-Lakeland - ADN
70-420	SARASOTA	Keiser University-Sarasota Campus - ADN
70-426	TALLAHASSEE	Keiser University-Tallahassee - ADN
70-4126	TAMPA	Lincoln Memorial University - ADN
70-4222	WEST PALM BEACH	Marie Carmelle Palanquet College - ADN
70-4147	WEST PALM BEACH	Medworld Academy - ADN
70-4221	LAKELAND	Merakii College Of Health - ADN
70-409	HALLANDALE	Mercy Hospital College of Nursing, A Program of Plantation Gener - ADN
70-4191	SARASOTA	Meridian West Central College - ADN
70-4179	MIAMI	New Professions Technical Institute - ADN
70-416	MADISON	North Florida College - ADN
70-450	NICEVILLE	Northwest Florida State College - ADN
70-4218	Plantation	Nurclx Healthcare Institute - ADN
70-4150	PENSACOLA	Nursing Bridges Institute - ADN
70-4207	LAUDERHILL	Nursing Network Christian School - ADN
70-4200	FORT PIERCE	Palm Beach Career College - ADN
70-487	PENSACOLA	Pensacola State College - ADN
70-476	WINTER HAVEN	Polk State College - ADN
70-4224	MIAMI	Primecare International College - ADN
70-4213	TAMPA	Quest Nursing Education Center - ADN
70-436	FORT MYERS	Rasmussen University - Ft Myers - ADN
70-495	OCALA	Rasmussen University - Ocala - ADN
70-491	ODESSA	Rasmussen University - Odessa - ADN
70-494	BRANDON	Rasmussen University - Tampa/Brandon - ADN
70-4201	NORTH MIAMI BEACH	Renaissance Career Institute - ADN
70-4142	WEST PALM BEACH	Renaissance Health Institute - ADN
70-4177	LONGWOOD	Riggs College Of Allied Health - ADN
70-4168	MIAMI	Saber College - ADN
70-471	GAINESVILLE	Santa Fe College - ADN
70-462	ALTAMONTE SPRINGS	Seminole State College of Florida - ADN
70-4204	OAKLAND PARK	Socrates International College - ADN
70-4128	DORAL	South Florida College of Nursing - ADN
70-400	AVON PARK	South Florida State College - ADN
70-4149	WEST PALM BEACH	Southeastern College - ADN
70-413	MIAMI LAKES	Southeastern College- Miami Lakes - ADN
70-425	PALATKA	St. Johns River State College - ADN
70-489	SAINT PETERSBURG	St. Petersburg College - ADN
70-4226	LAUDERHILL	Starlen College Of Nursing - ADN
70-480	LAKEWOOD RANCH	State College of Florida - ADN
70-4219	TAMPA	Tampa Medical College - ADN (TAMPA, 70-4219)
70-733	TAMPA	Tampa Medical College - ADN (TAMPA, 70-733)

70-427	BELLEVIEW	Taylor College - ADN
70-4171	WESTON	Tequesta Health College, Inc. - ADN
70-4172	NORTH PALM BEACH	The Enfimye Institute - ADN
70-467	ORLANDO	Valencia College - ADN
70-4164	DORAL	West Coast University - ADN
70-4198	ROYAL PALM BEACH	West Palm Beach School of Nursing - ADN

Appendix C.

PN programs that submitted responses to the FCN educational survey for AY 2021-2022.

NCLEX Code ID	City	Program Title
70-201	WEST PALM BEACH	Academy For Nursing and Health Occupations
70-275	MIAMI LAKES	Antigua College International, Inc
70-1115	SPRING HILL	Ata Career Education
70-186	FT LAUDERDALE	Atlantic Technical College
70-1173	COCONUT CREEK	Atlantic Technical College & Technical High School
70-1211	FT LAUDERDALE	Aurora School Of Nursing
70-1138	FT LAUDERDALE	Beacon Hill Career Training
70-1104	PERRY	Big Bend Technical College
70-1143	PALM BAY	Brevard Nursing Academy
70-1118	DAVIE	Brightmed Health Institute
70-257	ORLANDO	Brilliant Academy Health Center -
70-1112	COCONUT CREEK	Broward County - Atlantic Technical College
70-1204	MIRAMAR	Broward-Miami Health Institute
70-142	CAPE CORAL	Cape Coral Technical College
70-1134	JUPITER	Care Hope College
70-1162	FORT PIERCE	Center For Professional Training and Development
70-1102	MARGATE	Chancellor Institute, Inc
70-100	MARIANNA	Chipola College
70-1214	HIALEAH	Compu-Med Vocational Careers, Corp. (HIALEAH)
70-1215	MIAMI	Compu-Med Vocational Careers, Corp. (MIAMI)
70-268	HOMESTEAD	Dade County Homestead Senior High
70-235	MIAMI	Dade County Miami Edison High School
70-1198	NORTH MIAMI BEACH	Dade Institute of Technology
70-1117	ORMOND BEACH	Daytona College
70-185	DAYTONA BEACH	Daytona State College
70-163	ARCADIA	Desoto County School of Practical Nursing
70-1191	APOPKA	Donatello School Of Nursing and Healthcare
70-172	MELBOURNE	Eastern Florida State College - LPN
70-1163	MELBOURNE	Educare Envision College of Nursing
70-241	FORT PIERCE	Emiraza College
70-154	TAMPA	Erwin Technical College
70-1136	MIAMI GARDENS	Evolution Health Academy (MARGATE)
70-1150	MIAMI GARDENS	Evolution Health Academy (MIAMI GARDENS)
70-262	MIRAMAR	Florida Academy of Nursing
70-106	LAKE CITY	Florida Gateway College
70-171	CHIPLEY	Florida Panhandle Technical College
70-179	JACKSONVILLE	Florida State College at Jacksonville

70-1152	MIAMI	Florida Vocational Institute (MIAMI)
70-1157	MIRAMAR	Florida Vocational Institute (MIRAMAR)
70-181	FORT MYERS	Fort Myers Technical College
70-1156	CUTLER BAY	Fortis College- Cutler Bay
70-1160	ORANGE PARK	Fortis College- Orange Park
70-1171	PENSACOLA	Fortis Institute (PENSACOLA)
70-109	PORT SAINT LUCIE	Fortis Institute (PORT SAINT LUCIE)
70-161	QUINCY	Gadsden Center For Health Education
70-1199	GAINESVILLE	Galen College of Nursing (GAINESVILLE)
70-104	SAINT PETERSBURG	Galen College of Nursing (SAINT PETERSBURG)
70-1196	POMPANO BEACH	Gladstone College Of Nursing
70-197	PANAMA CITY	Gulf Coast State College - Gulf Franklin Center
70-1177	ORLANDO	Hajgden International College
70-1209	FORT LAUDERDALE	Hci College
70-256	WINTER PARK	Herzing University
70-206	PORT CHARLOTTE	Horizon Healthcare Institute
70-149	FORT MYERS	Horizon Healthcare Institute, Inc. (FORT MYERS)
70-1137	MELBOURNE	Horizon Healthcare Institute, Inc. (MELBOURNE)
70-145	IMMOKALEE	Immokalee Technical College
70-1229	MOORE HAVEN	Immokalee Technical College (Moore Haven)
70-177	FORT PIERCE	Indian River State College - PN
70-1130	RIVIERA BEACH	Inlet Grove Community High School
70-1142	LEHIGH ACRES	Institute Of Health Careers
70-217	BOCA RATON	International Institute for Health Care Professionals, Inc.
70-1100	ORLANDO	J & J Healthcare Institute
70-267	NORTH LAUDERDALE	James International Academy of Health
70-132	JACKSONVILLE	Jersey College (JACKSONVILLE)
70-155	TAMPA	Jersey College (TAMPA)
70-1140	MIAMI GARDENS	Jetmapp School Of Nursing, Inc
70-1193	FORT PIERCE	Justee College
70-178	EUSTIS	Lake Technical College
70-199	TALLAHASSEE	Lively Technical College
70-236	MILTON	Locklin Technical Center
70-170	NAPLES	Lorenzo Walker Technical College
70-1205	WINTER HAVEN	Mana Academy of Nursing
70-183	BRADENTON	Manatee Technical College
70-1206	WEST PALM BEACH	Marie Carmelle Palanquet College
70-259	OCALA	Marion Technical College
70-1182	WEST PALM BEACH	Medworld Academy
70-1208	LAKELAND	Merakii College of Health
70-160	MIAMI	Mercy Hospital School of Practical Nursing
70-254	MIAMI GARDENS	Miami Lakes Educational Center and Technical College

70-1180	PALM SPRINGS	Myrielle College Of Nursing
70-1147	NAPLES	Naples Nursing Academy, LLC
70-189	MADISON	North Florida College
70-107	SARKE	North Florida Technical College
70-1202	PLANTATION	Nurclex Healthcare Institute
70-1148	PENSACOLA	Nursing Bridges Institute
70-105	FORT WALTON BEACH	Okaloosa Technical College
70-187	ORLANDO	Orange Technical College - Orlando Campus
70-1186	FORT PIERCE	Palm Beach Career College
70-150	LAKE WORTH	Palm Beach State College
70-1200	MIAMI	Palmetto Medical Institute
70-157	PENSACOLA	Pensacola State College
70-194	CLEARWATER	Pinellas Technical College - Clearwater
70-129	FORT MYERS	Premiere International College
70-211	FORT MYERS	Rasmussen University - PN - Ft Myers
70-214	OCALA	Rasmussen University - PN - Ocala
70-222	ODESSA	Rasmussen University - PN - Odessa
70-232	BRANDON	Rasmussen University - PN - Tampa/Brandon
70-1187	NORTH MIAMI BEACH	Renaissance Career Institute
70-1139	WEST PALM BEACH	Renaissance Health Institute
70-108	WINTER HAVEN	Ridge Technical College
70-1169	LONGWOOD	Riggs College Of Allied Health
70-1176	SAINT PETERSBURG	Rophem School Of Nursing
70-253	LAUDERHILL	Ruby's Academy for Health Occupations
70-205	HOLLYWOOD	Sheridan Technical College
70-1132	HOLLYWOOD	Sheridan Technical High School
70-1190	OAKLAND PARK	Socrates International College
70-1216	ORLANDO	South College
70-168	AVON PARK	South Florida State College
70-269	MIAMI LAKES	Southeastern College- Miami Lakes
70-134	WEST PALM BCH	Southeastern College- West Palm Beach
70-1129	PALATKA	St. Johns River State College
70-1127	SARASOTA	Suncoast Technical College
70-139	TAMPA	Tampa Medical College
70-114	BELLEVIEW	Taylor College
70-1175	NORTH PALM BEACH	The Enfimye Institute
70-191	PANAMA CITY	Tom P. Haney Technical Center
70-1212	MIRAMAR	Touze Health Institute
70-195	LAKELAND	Traviss Technical College
70-282	VERO BEACH	Treasure Coast Technical College
70-1203	COCONUT CREEK	Truth Health Academy
70-1135	TAMPA	Veritas Nursing Academy

70-1184	ROYAL PALM BEACH	West Palm Beach School of Nursing
70-167	INVERNESS	Withlacoochee Technical College